

**ILLUSTRATE CATALOGUE OF TYPE SPECIMENS (MOLLUSCA) HOUSED IN THE NATIONAL MUSEUM OF NATURAL HISTORY, CUBA**  
**CATÁLOGO ILUSTRADO DE EJEMPLARES TIPO (MOLLUSCA) DEPOSITADOS EN EL MUSEO NACIONAL DE HISTORIA NATURAL DE CUBA**

JANE HERRERA-URIA

Centro Interdisciplinario de Ciencias Marinas (CICIMAR-IPN). Av. Instituto Politécnico Nacional s/n, Col. Playa Palo de Santa Rita Apdo. Postal 592. Código Postal 23096, La Paz, B.C.S. México.

**ABSTRACT:** Type specimens housed in the Mollusca collection of the National Museum of Natural History; Cuba are listed by their original published names. Author, reference, catalog number, type locality, dimensions, collector, collecting date, and current systematic position are given for each specimen. The type material of the collection has 69 taxa (45 species and 24 subspecies) from Bahamas, China, Cuba, Haiti, USA, Philippines, and others. The collection contains 20 holotypes, 53 paratypes, and five syntypes included in 21 families.

**KEY WORDS:** holotypes, list, molluscs, paratypes, syntypes.

**RESUMEN:** Se listan por sus nombres científicos originales los ejemplares tipo depositados en la colección de Mollusca del Museo Nacional de Historia Natural de Cuba. Se ofrece para cada espécimen: autor, referencia, número de catálogo, localidad tipo, dimensiones de la concha, colector, fecha de colecta y posición sistemática actual. El material tipo de la colección contiene 69 taxa (45 especies y 24 subespecies) provenientes de Bahamas, China, Cuba, Haití, USA, Filipinas, entre otros. La colección está compuesta por 20 holotipos, 53 paratipos y cinco sintipos incluidos en 21 familias.

**PALABRAS CLAVE:** holotipos, listado, moluscos, paratipos, sintipos.

## INTRODUCTION

Annotated catalogues of type specimens are an important source of information on the primary types that constitute the basis of a stable taxonomy for a group. Type specimens, or the original material used by an author in describing a new species, are of fundamental importance to subsequent researchers in determining the identity of a species (Kabat and Boss, 1992). In order to fulfill the requirements of article 72 G of the International Code of Zoological Nomenclature (ICZN), any institution that holds type material must publish lists concerning about taxa as well to provide information concerning them (ICZN, 1999).

The Cuban Museum of Natural History (MNHN) treasures a valuable scientific collection, including

zoological, botanical and paleontological type specimens (Herrera-Uria *et al.*, 2015). The Mollusca collection is represented by shells and soft parts and is divided into a basic collection and three historical collections: Miguel Luis Jaume (Herrera-Uria and Espinosa, 2015), Alfredo de la Torre, and Pastor Alayo Dalmau (Herrera-Uria and Espinosa, 2016). Historical collections are not only a rich source of type material, but they also permit us to have a glimpse back in time. Labels and their handwriting are often the sole remnants of work done by malacologists in the past. The importance of handwriting recognition for the deciphering and authorship of labels in collections has recently been illustrated by Breure and Ablett (2011). The aim of this paper is to present an update list of the types of molluscs in the MNHN collection, supplementing the earlier papers.

Jane Herrera-Uria  
[jazminbd@gmail.com](mailto:jazminbd@gmail.com)

Received: September 07, 2020

Accepted: November 17, 2020



This is an open-access article distributed under the terms of the Creative Commons Attribution License



## MATERIALS AND METHODS

Within the family, genus, and species level taxa are presented in alphabetical order. For each taxon, name of the original publication (author and year) and current name (if necessary), is mentioned. Also, type status of material, catalog number, number of specimens, dimensions of shell, collector and date of collecting are exposed.

Many samples on this list have the status of paratypes or syntypes, being of great importance in absence of holotypes. Besides the collection has many synonyms: *Melanella randulphii*, *Eutrochatella clenchi*, *Eutrochatella jaumei*, *Eutrochatella (Microviana) petrosa pilsbryi*, *Eutrochatella (Microviana) petrosa purioensis*, *Eutrochatella (Microviana) subangulata*, and *Eutrochatella (Microviana) subangulata cienfuegoensis*.

In many cases, the type locality is quoted from the original publication in the original wording and language. However, the locality written on the label is mentioned for all the type specimens of molluscs. The text of the original, or oldest, label is quoted, together with information from subsequent labels if containing information necessary for a correct interpretation. All labels have been photographed and are figured for future historic reference. Dimensions of the type specimens have been taken with a digital caliper; measurements up to 10 mm have an accuracy of 0.1 mm, those above 10 mm are accurate to 0.5 mm.

It must be emphasized that the current systematic position under each taxon does not imply a revision, but generally follows the current understanding of recent authors (e.g., Espinosa and Ortea 1999, Espinosa and Ortea 2009, Hernández *et al.*, 2017, Bouchet *et al.*, 2017).

## RESULTS

The type material of the Mollusca collection housed in the National Museum of Natural History, Cuba contained 69 taxa of molluscs (45 species and 24 subspecies, [appendix 1](#)) represented in 20 holotypes, 53 paratypes, and five syntypes that belonging to 21 families. There are two classes included in this collection: class Gastropoda (neontological) and class Lamellibranchia (paleontological). Besides type specimens of neontological samples has representation from different countries ([Table 1](#)).

It was not possible to locate in the scientific literature *Eutrochatella petrosa*, *Lucidella torrei*, *Microceramus canimariensis sanchezi*, *Moulinia pellucida*, *Rhytidopoma clathratum artemisensis*, *Turbonilla sanchezi* and *Urocoptis menendezii*, so they were considered as nomen nudum (nom. Nud.),

following the current International Code of Zoological Nomenclature (ICZN, 1999).

List of neontological type specimens of molluscs in the MNHN collection:

Class Gastropoda  
Subclass Neritimorpha  
Order Cycloneritida

Family Helicinidae

*Alcacia (Hjalmarsona) selenipoma* Aguayo and Jaume, 1958 (5): 93, pl. 1, fig. 7.

*Alcacia neebiana* (Pfeiffer, 1862)

Type material: MNHNCu-08.000404, one paratype; ex: C. G. Aguayo.

Type locality: La Vega, Canapú, Mayarí, Oriente, Cuba.

Label: La Vega, Canapú, Mayarí, Oriente, Cuba.

Dimensions: 7.2 mm of high and 9.7 mm of wide

Collector: L. Martinez

Figures: [1C](#), [1ii](#)

*Alcacia (Penisoltia) camagüeyana ecarinata* Aguayo & Jaume, 1957 (4): 124, pl. 1, figs. 11-12.

*Alcacia camagüeyana* Aguayo & Jaume, 1957

Boss and Jacobson, 1973 (145): 342, pl. 4, figs. 4-6.

Type material: MNHNCu-08.000406, one paratype; ex: C. G. Aguayo.

Type locality: Sierra de Najaza, Camagüey, Cuba.

Label: Sierra de Najaza, Camagüey, Cuba.

Dimensions: 3.5 mm of high and 5 mm of wide

Collectors: Bermúdez and C. G. Aguayo

Figures: [1D](#), [1iii](#)

*Alcacia camagüeyana porosa* Aguayo & Jaume, 1957 (4): 123, pl. 1, fig. 7.

*Alcacia camagüeyana* Aguayo & Jaume, 1957

Type material: MNHNCu-08.000405, one paratype; ex: C. G. Aguayo.

Type locality: Los Cangilones, Sierra de Cubitas, Camagüey, Cuba.

Label: Los Cangilones, Sierra de Cubitas, Camagüey, Cuba.

Dimensions: 3.1 mm of high and 5.2 mm of wide

Collector: Salusti

Figures: [1B](#), [1i](#)

*Emoda poeyana* Espinosa *et al.* 2017: 64, plates 6-7.

Type material: MNHNCu-08.000164, holotype; MNHNCu-08.000089, one paratype.

Type locality: Hoyo de Mola, Cupeyal del Norte, Parque Nacional Alejandro de Humboldt, Guantánamo, Cuba.

TABLE 1. Number of types specimens (gastropods and lamellibranchs) per family in the MNHN collection.

TABLA 1. Número de ejemplares tipo (gastrópodos y lamelibranquios) por familia en la colección del MNHN.

Family (Class Gastropoda)	Locality	Status			Taxa	
		Holotypes	Paratypes	Syntypes	Species	Subspecies
Achatinidae	Cuba	1	-	-	1	-
Annulariidae	Cuba	2	13	-	5	8
	Haiti	-	3	1	3	1
Camaenidae	China	-	1	-	-	1
Cepolidae	Cuba	3	2	-	2	1
Cerionidae	Bahamas	-	2	1	3	-
Cyclophoridae	Philippines	-	1	-	-	1
Diplommatinidae	Philippines	-	3	-	3	-
Eulimidae	Alaska	-	1	-	1	-
Helicinidae	Cuba	1	11	1	6	6
	Philippines	-	2	-	2	-
Hydrobiidae	USA	-	1	-	1	-
	Santo Domingo	-	1	-	-	1
Megalomastomatidae	Cuba	-	2	-	-	2
Olividae	USA	-	-	1	-	1
Orthalicidae	Cuba	1	-	-	-	1
Solaropsidae	Cuba	1	-	-	1	-
Proserpinidae	Cuba	-	1	-	-	1
Rissoellidae	Costa Rica	1	-	-	1	-
Streptaxidae	Kamerum	-	1	-	1	-
Urocoptidae	Cuba	6	8	1	11	-
<b>Family (Class Lamellibranchia)</b>						
Chamidae	Cuba	1	-	-	1	-
Hippuritidae	Cuba	1	-	-	1	-
Radiolitidae	Cuba	2	-	-	2	-

Label: Campamento en Hoyo de Mola, Cupeyal del Norte, Parque Nacional Alejandro de Humboldt, Guantánamo, Cuba.

Dimensions of holotype: 10.3 mm of high and 13.2 mm of wide

Collector: Jane Herrera-Uria

Date of collection: October 2015

Remarks: This species is named for Don Felipe Poey y Aloy (1799-1891).

Figure: [1A](#)

*Eutrochatella (Bakerviana) littorcola maisiana* Aguayo & Jaume, 1957 (4): 118, pl. 1, fig. 5.

*Calidviana littorcola* (Gundlach en Pfeiffer, 1860)

Type material: MNHNCu-08.000327, one paratype; ex: C. G. Aguayo.

Label: Maisi, Baracoa, Ote, Cuba.

Dimensions: 3.7 mm of high and 4.2 mm of wide

Figures: [2C](#), [2ii](#)

*Eutrochatella clenchi* Aguayo & Jaume, 1958 (5): 98, pl. 1, fig. 3.

*Eutrochatella hians* Poey, 1856

Type material: MNHNCu-08.000403, four paratypes.

Label: Loma de Guabairo, Soledad, Cienfuegos, S. C., Cuba.

Dimensions: 6.5 mm of high and 7.7 mm of wide

Collector: C. G. Aguayo

Remarks: This species is named for William J. Clench (1897-1984).

Figure: [2vii](#)

*Eutrochatella (Microviana) petrosa pilsbryi* Aguayo & Jaume, 1957 (4): 119, pl. 1, fig. 4.

*Eutrochatella hians* Poey, 1856

Type material: MNHNCu-08.000326, five paratypes.  
Label: Horno de Cal de San José, S. Spíritus, L. V, Cuba.

Dimensions: 6.1 mm of high and 6.1 mm of wide

Collectors: M. Roca and Hno León

Figure: [2iv](#)

*Eutrochatella (Microviana) petrosa purioensis* Aguayo & Jaume, 1958 (5): 97, pl. 1, fig. 4.

*Eutrochatella hians* Poey, 1856

Type material: MNHNCu-08.000400, four paratypes;  
ex: C. G. Aguayo.

Label: "El Purio", Calabazar de Sagua, Las Villas, Cuba.

Dimensions: 8.4 mm of high and 9 mm of wide

Collector: Bermúdez

Figures: [2B](#), [2i](#)

*Eutrochatella (Microviana) subangulata* Aguayo & Jaume, 1958 (5): 99, pl. 1, fig. 5.

*Eutrochatella hians* Poey, 1856

Type material: MNHNCu-08.000328, four paratypes.  
Label: Loma Ternero, entre S. Juan de los Yeras y Seibabo, Manicaragua, L. V., Cuba.

Dimensions: 4.5 mm of high and 5 mm of wide

Figure: [2v](#)

*Eutrochatella (Microviana) subangulata cienfuegoensis* Aguayo & Jaume, 1958 (5): 100, pl. 1, fig. 7.

*Eutrochatella hians* Poey, 1856

Type material: MNHNCu-08.000329, two paratypes.  
Label: Limones, Soledad, Cienfuegos, L. Villas, Cuba.

Dimensions: 4.7 mm of high and 5.1 mm of wide

Collector: C. G. Aguayo

Figure: [2vi](#)

*Eutrochatella (Microviana) tumidula* Clench and Aguayo, 1957 (4): 119, pl. 1, fig. 6.

Type material: MNHNCu-08.000325, four paratypes.  
Label: Cerro de los Portales, Camayen, Bariay, Gibara, Ote, Cuba.

Dimensions: 4.4 mm of high and 4 mm of wide

Collectors: C. G. Aguayo

Figures: [2D](#), [2viii](#)

*Eutrochatella jaumei* Aguayo & Jaume, 1957 (4): 120, pl. 1, fig. 8.

*Helicina chrysochasma* Poey, 1856

Type material: MNHNCu-08.000402, one syntype.  
Label: Mogote de la finca "La Esperanza", San Andrés, Consolación del Norte, Pinar del Río, Cuba  
Dimensions: 7.3 mm of high and 4.8 mm of wide  
Collectors: Miguel L. Jaume and Manuel Barro  
Figure: [2A](#)

*Helicina citrinella* Möllendorff, 1893: 141.

*Sulfurina citronella* Möllendorff, 1893

Type material: MNHNCu-08.001575, three paratypes; ex: F. Haas

Type locality: Luzon, Montalban near Manila, Tayabas province.

Label: N. O. indanao, Filipinas.

Dimensions: 5 mm of high and 8 mm of wide

Figure: [3A](#)

*Helicina globulina* Möllendorff, 1898: 113.

*Sulfurina globulina* Möllendorff, 1898

Type material: MNHNCu- 08.001694, two paratypes;  
ex: F. Haas.

Label: Romblon, Phil.

Type locality: Philippines.

Dimensions: 5.6 mm of high and 7.6 mm of wide

Family Proserpinidae

*Proserpina depressa rubrocincta* Aguayo y Jaume, 1957 (4): 124, pl. 1, fig. 10.

Type material: MNHNCu- 08.000418, one paratype.

Label: Los Acostas, Luis Lazo. Pinar del Río, Cuba.

Dimensions: 4 mm of high and 8 mm of wide

Collector: Rafael Arango

Figures: [4B](#), [4i](#)

Subclass Caenogastropoda

Grade Architaenioglossa

Family Cyclophoridae

*Lagochilus guimarasense solida* Kobelt, 1902: 44.

*Japonia (Lagochilus) guimarasense solida* (Kobelt, 1902)

Type material: MNHNCu-08.001568, two paratypes.

Label: Sibuijan, Filipinas.

Dimensions: 14 mm of high and 14.5 mm of wide

Figures: [5B](#), [5iii](#)

Family Diplommatinidae

*Palaina morongensis* Möllendorff, 1890 (22): 209.

Type material: MNHNCu-08.001570, 21 paratypes;  
ex: F. Haas.

Type locality: Mountains of Morong, Luzon

Label: M. Bacal, Filipinas.

Dimensions: 2.6 mm of high and 1.5 mm of wide

Figures: [6A](#), [6i](#)

*Palaina quadrasi* Möllendorff, 1887 (14): 92, pl. 4, fig. 1.

*Diplommatina (Palaina) quadrasi* (Möllendorff, 1887)

Type material: MNHNCu-08.001574, 24 paratypes; ex: F. Haas.

Label: Montalban, Filipinas.

Dimensions: 3.3 mm of high and 2.1 mm of wide

Figures: [6C](#), [6ii](#)

*Palaina trachelostrophia* Möllendorff, 1890: 285, pl. 9, fig. 10.

Type material: MNHNCu-08.001572, one paratype; ex: F. Haas.

Label: Cebú, Filipinas.

Dimensions: 2 mm of high and 0.9 mm of wide

Figures: [6B](#), [6iii](#)

Family Megalomastomatidae

*Farcimen jaumei jaumei* Alcalde, 1945 (7): 43, pl. 5, fig. 7.

Type material: MNHNCu-08.000419, four paratypes.

Label: Loma de Briche, Yaguanabo, Trinidad, S. C., Cuba.

Dimensions: 17.5 mm of high and 9 mm of wide

Collector: Alcalde

Figures: [3D](#), [3iii](#)

*Farcimen jaumei parvulum* Alcalde, 1945 (7): 44, pl. 5, fig. 5.

Type material: MNHNCu-08.000420, two paratypes.

Label: Aguada de la Botella, Cumanayagua, Cienfuegos, S. C., Cuba.

Dimensions: 17.5 mm of high and 10 mm of wide

Collector: Alcalde

Remarks: Number 18819 on the paratype shell.

Figures: [3C](#), [3ii](#)

Subcohort Hypsogastropoda

Family Annulariidae

*Annularisca (Annularella) haylerae* Espinosa et al. 2017: 69.

Type material: MNHNCu-08.000166, holotype; MNHNCu-08.000091, one paratype.

Type locality: Mucará, Cupeyal del Norte, Parque Nacional Alejandro de Humboldt, Guantánamo, Cuba.

Label: Calizas en el camino de Mucará, Cupeyal del Norte, Parque Nacional Alejandro de Humboldt, Guantánamo, Cuba.

Dimensions of holotype: 10.85 mm of high and 13.3 mm of wide

Collector: Jane Herrera-Uria

Date of collection: October 2015

Figure: [7H](#)

*Chondropoma ernesti hortensiae* Aguayo, 1943 (1): 76.

Type material: MNHNCu-08.000410, one paratype.

Label: Pan de Samá, Banes, Cuba.

Dimensions: 10.5 mm of high and 7.3 mm of wide

Figure: [7C](#)

*Chondropoma ernesti quiñonesi* Aguayo, 1943 (1): 77.

Type material: MNHNCu-08.000412, two paratypes.

Type locality: Cerro de Yaguajay, Banes, Cuba.

Label: Cerro de Yaguajay, Banes, Cuba.

Dimensions: 14 mm of high and 10 mm of wide, no protoconch.

Figure: [7A](#)

*Chondropoma ernesti unguiculatum* Aguayo, 1943 (1): 78.

Type material: MNHNCu-08.000411, two paratypes.

Label: Cerro Paredones, Boca de Samá, Bane. Cuba.

Dimensions: 14 mm of high and 9.2 mm of wide

Figure: [7B](#)

*Chondropoma pfeifferanum haasi* Aguayo & Jaume, 1953 (3): 272, pl. 31, fig. 2.

Type material: MNHNCu-08.000019, 32 paratypes.

Type locality: Loma "Cantera Blanca", 2 Km. al sur de Baracoa, Bauta, Habana, Cuba.

Label: Loma "Cantera Blanca", 2 Km. al sur de Baracoa, Bauta, Habana, Cuba.

Dimensions: 16 mm of high and 8.5 mm of wide

Collector: Miguel L. Jaume

Figures: [7D](#), [7ii](#)

*Chondropoma solidulum banesense* Aguayo, 1944 (2): 5, pl. 1, fig. 1.

Type material: MNHNCu-08.000409, five paratypes.

Label: Cayo La Raya, Banes, Oriente, Cuba.

Dimensions: 13.7 mm of high and 8.9 mm of wide

Collector: Alberto R. Quiñones

Figure: [7E](#)

*Chondropoma solidulum isabelae* Aguayo, 1943 (1): 79.

Type material: MNHNCu-08.000408, two paratypes.  
Label: Finca Godines, Punta de Mulas, Bane, Cuba.  
Dimensions: 12.4 mm of high and 7.6 mm of wide  
Figure: [7F](#)

*Chondrothyrium crenimargo fuentesi* Alcalde, 1943 (6): 11, pl. 1, fig. 1.

Type material: MNHNCu-08.000407, 11 paratypes.  
Type locality: N. E. de la loma #1 del potrero "Marañón", en la finca "La Legua", situada en el barrio de Gavilán, en el término municipal de Cienfuegos.  
Label: Loma # 1 del Marañón, La Sierra, Cienfuegos, L.V., Cuba.  
Dimensions: 15.6 mm of high and 10 mm of wide  
Collectors: Oscar Alcalde y Ledón and Luis Sánchez de Fuentes  
Remarks: This subspecies is named for Dr. Luis Sánchez de Fuentes.  
Figures: [8B](#), [5ii](#)

*Chondrothyrium violaceum jaumei* Alcalde, 1943 (6): 14, pl. 1, fig. 2.

Type material: MNHNCu-08.000415, 23 paratypes.  
Type locality: Cara S. del extremo O. de la Loma Las Atravesadas, en la finca Río Chiquito, a unos 200 metros del río San Juan, Cienfuegos, Cuba.  
Label: Loma La Atravesada, Río Chiquito (-), Cuba.  
Dimensions: 25.0 mm of high and 19 mm of wide  
Collector: Oscar Alcalde y Ledón  
Remarks: This subspecies is named for Miguel L. Jaume García (1907-1990).  
Figure: [8A](#)

*Diploma (Subannularia) mucaralense* Espinosa *et al.* 2017: 68

Type material: MNHNCu-08.000165, holotype; MNHNCu-08.000090, one paratype.  
Type locality: Mucaral, Cupeyal del Norte, Parque Nacional Alejandro de Humboldt, Guantánamo, Cuba.  
Label: Calizas en el camino de Mucaral, Cupeyal del Norte, Parque Nacional Alejandro de Humboldt, Guantánamo, Cuba.  
Dimensions of holotype: 7.7 mm of high and 4.5 mm of wide  
Collector: Jane Herrera-Uria  
Date of collection: October 2015  
Figure: [8C](#)

*Kisslingia hinchensis* Bartsch, 1946:112, pl. 17, fig. 3.

Type material: MNHNCu-08.000934, one paratype.  
Label: Hinche, Haiti. Basin sin massif du nord.  
Dimensions: Juvenile of 15.5 mm of high and 9.5 mm of wide  
Date of collection: June 28, 1927  
Remarks: Number 21524 in the W.J. Eyerdam collection.  
Figure: [8D](#)

*Licina cayemitensis* Bartsch, 1946: 126, pl. 19, fig. 2.

*Rhytidopoma rollei cayemitense* (Bartsch, 1946)  
Type material: MNHNCu-08.000938, two syntypes.  
Type locality: Grande Cayemite Island, Haiti.  
Label: Grand Cayemite L., Haiti.  
Dimensions: 22.5 mm of high and 11.5 mm of wide  
Date of collection: 1927  
Remarks: Number 21523 in the W.J. Eyerdam collection-21523  
Figures: [8E](#), [8iii](#)

*Opistosiphon caguanense* Torre & Bartsch, 1942 (89): 185, pl. 14, fig. 12.

Type material: MNHNCu-08.000414, two paratypes.  
Type locality: Cayo Caguanes, Yaguajay, Santa Clara Province, Cuba.  
Label: Cayo Caguanes. Camagüey, Cuba.  
Dimensions: 13 mm of high and 8.4 mm of wide  
Figure: [8F](#)

*Parachondrisca umbricola cayemitensis* Bartsch, 1946: 73, pl. 13, fig. 4.

Type material: MNHNCu-08.000936, two paratypes.  
Type locality: Grande Cayemite, a large island lying off the north coast of the south peninsula, Haiti.  
Label: Grand Cayemite L., Haiti.  
Dimensions: 13 mm of high and 4.5 mm of wide  
Date of collection: September 23, 1927  
Remarks: Number 21526 in the W.J. Eyerdam collection.  
Figures: [8G](#), [8ii](#)

*Rhytidopoma isabelae* Aguayo & Jaume, 1953 (3): 273, pl. 31, fig. 1.

Type material: MNHNCu-08.000413, eight paratypes.  
Label: Loma "Cantera Blanca", 2 Km. al sur de Baracoa, Bauta, Habana, Cuba.  
Dimensions: 7.6 mm of high and 3 mm of wide  
Figure: [8H](#)

*Rhytidothyra jacobsoni* Alcalde, 1948 (8): 4.  
 Type material: MNHNCu-08.000933, eight paratypes.  
 Label: Hoyo de la Guataca, San Carlos, Pinar del Río, Cuba.  
 Dimensions: 21.7 mm of high and 15.4 mm of wide  
 Remarks: Number 7038 on the paratype shell. This species is named for Morris K. Jacobson (1906-1980).  
 Figure: [8I](#)

*Troschelvindex miragoanensis* Bartsch, 1946 (192): 166, pl. 29, fig. 2.  
 Type material: MNHNCu-08.000937, one paratype.  
 Label: mi. n. of Mira goane, Haití.  
 Dimensions: 10.7 mm of high and 4 mm of wide  
 Date of collection: September 12, 1927  
 Remarks: Number 21508 in the W.J. Eyerdam collection.  
 Figures: [8J](#), [8i](#)

#### Family Eulimidae

*Melanella randulphii* Vanatta, 1899 (51): 256.  
*Strombiformis californica* Bartsch, P. 1917 (53/2207): 313.pl. 37/1.  
 Type material: MNHNCu-08.001578, six paratypes ex: W. J. Eyerdam's collection.  
 Label: Dutch Harbor, Alaska.  
 Dimensions: 5.9 mm of high and 2 mm of wide  
 Figures: [6D](#), [6iv](#)

#### Family Hydrobiidae

*Lyrodes coronatus bermudezi* Aguayo, 1947: 82.  
 Type material: MNHNCu-08.000970, one paratype; ex: C. G. Aguayo  
 Label: Lago Enriquillo, cerca de Mella, Barahona, Santo Domingo.  
 Dimensions: 4.3 mm of high and 2.5 mm of wide  
 Figures: [7G](#), [7i](#)

*Pyrgulopsis wabashensis* Hinkley, 1908: 117.  
 Type material: MNHNCu-08.001577, one paratype.  
 Label: Wabash river, Indiana, USA.  
 Dimensions: 3 mm of high and 1.4 mm of wide  
 Collector: J. Zetek  
 Figures: [3B](#), [3i](#)

#### Order Neogastropoda

##### Family Olividae

*Olivella boetica diegensis* Oldroyd, 1921: 118, pl. 5, fig. 2.  
 Type material: Jaume-4123, nine syntypes.

Type locality: Pleistocene, upper San Pedro, California  
 Label: Alamitas Bay, Los Angeles Co., California, USA.  
 Dimensions: 19 mm of high and 8 mm of wide  
 Collector: E. E. Hobbs

#### Subclass Heterobranchia

##### Family Rissoellidae

*Rissoella dalii* Ortea, Espinosa & Magaña, 2004: 96.  
 Type material: MNHNCu-08.000088, holotype.  
 Type locality: Parque Nacional Manuel Antonio, Océano Pacífico de Costa Rica.  
 Dimensions: 1.23 mm of high and 0.91 mm of wide

#### Order Stylommatophora

##### Family Achatinidae

*Obeliscus diegoi* Espinosa *et al.* 2017: 76.  
 Type material: MNHNCu-08.000169, holotype.  
 Type locality: Mucaral, Cupeyal del Norte, Parque Nacional Alejandro de Humboldt, Guantánamo, Cuba.  
 Label: Entre la hojarasca del Campamento en Mucaral, Cupeyal del Norte, Parque Nacional Alejandro de Humboldt, Guantánamo, Cuba.  
 Dimensions: 18.8 mm of high and 3.9 mm of wide  
 Collector: Jane Herrera-Uria  
 Date of collection: October 2015  
 Figure: [9A](#)

#### Family Camaenidae

*Eulota (Eulotella) similis cathaiana* Möllendorff, 1899 (1): 78.  
*Bradybaena similis cathaiana* (Möllendorff, 1899)  
 Type material: MNHNCu-08.000310, three paratypes; ex: F. Haas.  
 Label: Badung, China.  
 Dimensions: 10.5 mm of high and 14 mm of wide  
 Figures: [5A](#), [5i](#)

#### Family Cepolidae

*Coryda caraballoi* Espinosa *et al.* 2017: 85.  
 Type material: MNHNCu-08.000171, holotype; MNHNCu-08.000094, one paratype.  
 Type locality: Mucaral, Cupeyal del Norte, Parque Nacional Alejandro de Humboldt, Guantánamo, Cuba.  
 Label: En paredones calcáreos de Mucaral, Cupeyal del Norte, Parque Nacional Alejandro de Humboldt, Guantánamo, Cuba.  
 Dimensions of holotype: 14.8 mm of high and 21.8mm of wide

Collector: Jane Herrera-Uria  
Date of collection: October 2015  
Figure: [5C](#)

*Cepolis (Coryda) ovum-reguli ramsdeni* Aguayo & Jaume, 1957 (4): 131, pl. 4, figs. 1-3.

*Coryda ovumreguli ramsdeni* (Aguayo & Jaume, 1957)

Type material: MNHNCu-08.000421, holotype; MNHNCu-08.000422, six paratypes.

Label (holotype): La Socapa, Santiago de Cuba, Ote, Cuba.

Label (paratype): Bahía de Santiago de Cuba.

Dimensions of holotype: 11 mm of high and 18 mm of wide

Collector: Cisneros

Remarks: Number 9700 on the holotype shell.

Figures: [5D](#), [5iv](#)

*Coryda thierryi* Espinosa *et al.* 2017: 83.

Type material: MNHNCu-08.000170, holotype.

Type locality: Hoyo de Mola, Cupeyal del Norte, Parque Nacional Alejandro de Humboldt, Guantánamo, Cuba.

Label: Cerca del río en Hoyo de Mola, Cupeyal del Norte, Parque Nacional Alejandro de Humboldt, Guantánamo, Cuba.

Dimensions: 19.5 mm of high and 23.2 mm of wide

Collector: Jane Herrera-Uria

Date of collection: October 2015

Remarks: This species is named for Thierry Backeljau, Curator and colleague in the Royal Belgian Institute of Natural Sciences, Brussels.

Figure: [5E](#)

#### Family Cerionidae

*Cerion (Umbonis) rehderi* Clench & Aguayo, 1952: 422, pl. 7, fig. 2.

Type material: MNHNCu-08.000416, two paratypes; ex C. G. Aguayo.

Type locality: Jackline, Great Inagua, Bahama Islands.

Label: 1 mi. W of Conch Shell, Great Inaguas, Bahamas.

Dimensions: 14.3 mm of high and 6 mm of wide.

Remarks: This species is named for H. A. Rehder, Curator of Mollusks in the United States National Museum.

Figures: [10A](#), [10i](#)

*Cerion (Umbonis) turnerae* Clench & Aguayo, 1952: 423, pl. 53, figs. 4-7.

Type material: MNHNCu-08.000417, three paratypes; ex C. G. Aguayo.

Type locality: Lydia Point, Great Inaguas, Bahamas.

Label: Lydia Point, Great Inagua, Bahama Islands.

Dimensions: 12.3 mm of high and 6.2 mm of wide

Remarks: This species is named for Ruth D. Turner, Research Assistant, Department of Mollusks, Museum of Comparative Zoology.

Figures: [10B](#), [10ii](#)

*Cerion stroutii* Maynard and Clapp, 1920: 120, pl.21, figs.1-2.

*Strophlops stroutii* (Maynard and Clapp, 1920)

Type material: MNHNCu-08.001417, one syntype; ex Clench.

Label: Strot's, Bahamas.

Dimensions: 28 mm of high and 12 mm of wide

Figures: [10C](#), [10iii](#)

#### Family Orthalicidae

*Liguus fasciatus aedilii* Torre, 1953: 227.

Type material: MNHNCu-08.001582, holotype.

Conservation method: Soft parts in alcohol (no shell).

Label: Loma Bibanasí, junto al pueblo de Martí, Matanzas, Cuba.

Collector: Edilio Estopiñán

Date of collection: February 16, 1951

#### Family Solaropsidae

*Caracolus cimarron* Espinosa *et al.*, 2016: 25.

Type material: MNHNCu-08.000161, holotype.

Type locality: Alturas Mensura-Gurugú, municipio Mayarí, Holguín, Cuba.

Dimensions: 21.8 mm of high and 50.75 mm of wide

Date of collection: December 2011

Figure: [4A](#)

#### Family Streptaxidae

*Ptychotrema mucronata* Martens, 1876: 264, pl. 4 figs. 8-11.

Type material: MNHNCu- 08.001580, one paratype, ex: E. Degner.

Type locality: Bonjongo, Cameroun.

Label: Bakussi Gebirge, Kamerun.

Dimensions: 22 mm of high and 7 mm of wide

Figures: [4C](#), [4ii](#)

#### Family Urocoptidae

*Arangia humboldtiana* Espinosa *et al.* 2017: 72.

Type material: MNHNCu-08.000167, holotype; MNHNCu-08.000092, one paratype.



Type locality: Mucaral, Cupeyal del Norte, Parque Nacional Alejandro de Humboldt, Guantánamo, Cuba.

Dimensions of holotype: 29.4 mm of high and 7.6 mm of wide

Collector: Jane Herrera-Uria

Date of collection: October 2015

Figure: [9B](#)

*Carcinostemma silvai* Espinosa *et al.* 2017: 73.

Type material: MNHNCu-08.000168, holotype; MNHNCu-08.000093, one paratype.

Type locality: Mucaral, Cupeyal del Norte, Parque Nacional Alejandro de Humboldt, Guantánamo, Cuba.

Label: Mucaral, Cupeyal del Norte, Parque Nacional Alejandro de Humboldt, Guantánamo, Cuba.

Dimensions of holotype: 16.4 mm of high and 3.7 mm of wide

Collector: Jane Herrera-Uria

Date of collection: October 2015

Remarks: This species is named for Gilberto Silva Taboada, Curator emeritus and founder member of National Museum of Natural History, Cuba.

Figure: [9E](#)

*Cochlodinella pinera* Herrera-Uria *et al.* 2016: 91.

Type material: MNHNCu-08.000159, holotype.

Type locality: Entrada a la Caleta de Carapachibey (N21° 27'; W82° 56'), en la costa sur de la Isla de la Juventud, Cuba.

Label: Entre la hojarasca del comienzo del camino al Faro de Carapachibey, entrada a la Caleta de Carapachibey, sur de la Isla de la Juventud, Cuba.

Dimensions: 12.55 mm of high and 2.65 mm of wide

Collector: Jane Herrera-Uria

Date of collection: January 2015

Figure: [9C](#)

*Cochlodinella pirata* Herrera-Uria *et al.* 2016: 92.

Type material: MNHNCu-08.000160, holotype; MNHNCu-08.000160.1, seven paratypes.

Type locality: Punta del Este (N 21° 34'; W82° 33'), Isla de la Juventud, Cuba.

Label (Holotype): Entre la hojarasca del jardín de la Estación meteorológica, Punta del Este, Isla de la Juventud, Cuba.

Dimensions of holotype: 11.2 mm of high and 2.9 mm of wide

Collector: Jane Herrera-Uria

Date of collection: January 2015

Figure: [9D](#)

*Idiostemma alfreDOI* Franke & Fernández, 2007: 75, figs. 1-4.

Type material: MNHNCu-08.000087, three paratypes.

Label: Cerro de los Muertos (N21° 04' 42"; W75° 48' 29" about 115 m a.s.l.), Chorro de Maita, Yaguajay Arriba, Banes, Holguín Province, Cuba (About 51 km NNE from Holguín city).

Dimensions: 12 mm of high and 3 mm of wide

Collector: A. Fernández

Date of collection: October 12, 2006

*Liocallonia torrebartschi* Herrera-Uria & Espinosa, 2016b: 32.

Type material: MNHNCu-08.000161, holotype.

Type locality: Los Mogotes del Manantial (localidad tipo), Vega del Palmar, Viñales, Pinar del Río, Cuba.

Dimensions: 16.85 mm of high and 2.5 mm of wide

Figure: [11A](#)

*Tetrentodon jaumei* Herrera-Uria & Espinosa, 2016b: 34.

Type material: MNHNCu-08.000162, holotype; MNHNCu-08.000162.1, 10 paratypes.

Label: Sierra del Grillo, puente al entronque de Aguacate (localidad tipo), Madruga, Mayabeque, Cuba.

Dimensions of holotype: 21.0 mm of high and 2.4 mm of wide

Figure: [11B](#)

*Urocoptis cuestai* Torre, 1929 (15): 445, pl. 15, figs. 14-15.

*Liocallonia cuestai* (Torre, 1929)

Type material: MNHNCu-08.000425, 10 syntypes.

Label: Km. 14, Viñales, Pinar del Río, Cuba.

Dimensions: 21.2 mm of high and 3.5 mm of wide

Figure: [11C](#)

*Urocoptis fortiuscula* Torre, 1912: 57, pl. 6, figs. 24-26.

*Torrecoptis fortiuscula* (Torre, 1912)

Type material: MNHNCu-08.000427, nine paratypes.

Type locality: "El Mamey", Sagua la Grande, S. Clara, Cuba.

Dimensions: 21.5 mm of high and 3 mm of wide

Figures: [11D](#), [11ii](#)

*Urocoptis mellita* Torre, 1932: 88. Plate 6, fig. 14.

*Tetrentodon mellita* (Torre, 1932)

Type material: MNHNCu-08.001456, 40 paratypes.  
 Type locality: "Finca El Ingles". Sierra del Grillo, Madruga. Habana Province, Cuba.  
 Label: Feg. San miguel sta El grillo, Madruga, Habana.  
 Dimensions: 20.5 mm of high and 2 mm of wide  
 Date of collection: October 9, 1935  
 Figures: [11F](#), [11i](#)

*Urocoptis sinistra* Torre, 1928: 1. Pl. 1, fig. 8.  
*Pfeiffericoptis sinistra* (Torre, 1928)  
 Type material: MNHNCu-08.000423, 19 paratypes.  
 Label: Cerca de la Playa de Marianao, Habana, Cuba.  
 Dimensions: 11.6 mm of high and 3 mm of wide, no protococh.  
 Figure: [11E](#)

List of paleontological type specimens of molluscs in the MNHN collection:

Class Lamellibranchia  
 Order Hippuritoida

Family Hippuritidae  
*Prebarrettia corrali* Palmer, 1933  
 Type material: MNHNCu-94.000158, holotype  
 Label: Finca Loma Yucatán, Camagüey, Cuba.  
 Material: shell

Age: Santonian, Upper Cretaceous  
 Formation: Piragua

Family Radiolitidae  
*Biradiolites cubensis* Duovillé, 1926  
 Type material: MNHNCu-94.000349, holotype  
 Label: Arroyo Hondo, Camagüey, Cuba.  
 Material: shell  
 Age: Maastrichtian, Upper Cretaceous  
 Formation: Jimaguayú

*Durania lopeztrigo* Palmer, 1933  
 Type material: MNHNCu-94.000320, holotype  
 Label: Finca Loma Yucatán, Camagüey, Cuba.  
 Material: shell  
 Age: Santonian, Upper Cretaceous  
 Formation: Piragua

Order Veneroida  
 Family Chamidae  
*Chama cubana* Mullerried, 1951  
 Type material: MNHNCu-94.000113, holotype  
 Label: Finca Maniadero, Jicotea, Ciego de Ávila, Cuba.  
 Material: shell  
 Age: Maastrichtian, Upper Cretaceous  
 Formation: Jimaguayú



FIGURE 1. **A** *Emoda poeyana* (holotype MNHNCu-08.000164), **B-i** *Alcaldia camagueyana porosa* (paratype MNHNCu-08.000405), **C-ii** *Alcaldia selenipoma* (paratype MNHNCu-08.000404), **D-iii** *Alcaldia camagueyana ecarinata* (paratype MNHNCu-08.000406).

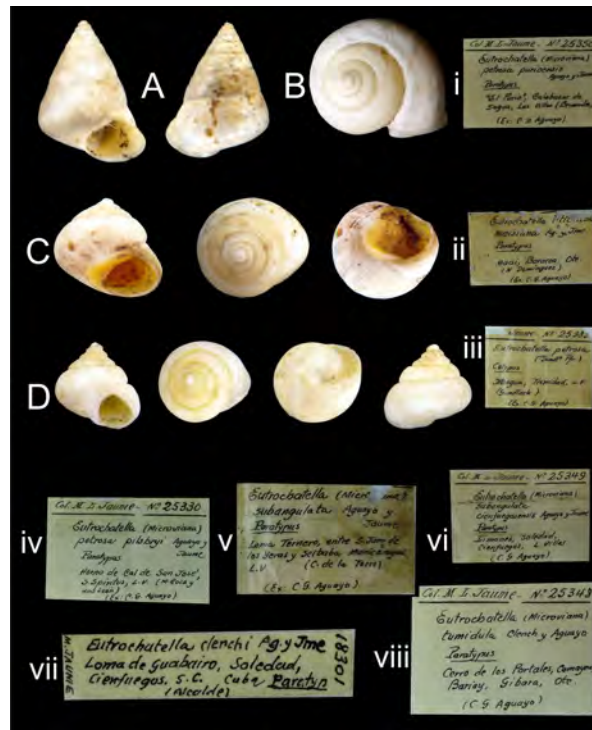


FIGURE 2. **A** *Eutrochatella jaumei* (syntype MNHNCu-08.000402), **B-i** *Eutrochatella petrosa purioensis* (paratype MNHNCu-08.000400), **C-ii** *Eutrochatella littorcola maisiana* (paratype MNHNCu-08.000327), **D-viii** *Eutrochatella tumidula* (paratype MNHNCu-08.000325), **iii** *Eutrochatella petrosa (nomen nudum)*, **iv** *Eutrochatella petrosa pilsbryi* (paratype MNHNCu-08.000326), **v** *Eutrochatella subangulata* (paratype MNHNCu-08.000328), **vi** *Eutrochatella subangulata cienfuegoensis* (paratype MNHNCu-08.000329), **vii** *Eutrochatella clenchi* (paratype MNHNCu-08.000403).




FIGURE 3. **A** *Helicina citrinella* (paratype MNHNCu-08.001575), **B-i** *Pyrgulopsis wabashensis* (paratype MNHNCu-08.001577), **C-ii** *Farcimen jaumei parvulum* (paratype MNHNCu-08.000420), **D-iii** *Farcimen jaumei jaumei* (paratype MNHNCu-08.000419).



FIGURE 4. **A** *Caracolus cimarron* (holotype MNHNCu-08.000161), **B-i** *Proserpina depressa rubrocincta* (paratype MNHNCu-08.000418), **C-ii** *Ptychotrema mucronata* (paratype MNHNCu-08.001580).



FIGURE 5. **A-i** *Eulota similaris cathaiana* (paratype MNHNCu-08.000310), **B-iii** *Lagochilus guimarasense solida* (paratype MNHNCu-08.001568), **C** *Coryda caraballoi* (holotype MNHNCu-08.000171), **D-iv** *Cepolis (Coryda) ovum-reguli ramsdeni* (holotype MNHNCu-08.000421), **E** *Coryda thierryi* (holotype MNHNCu-08.000170), **ii** *Chondrothyrium crenimargo fuentesi* (paratype MNHNCu-08.000407).



FIGURE 6. **A-i** *Palaina morongensis* (paratype MNHNCu-08.001570), **B-iii** *Palaina trachelostropha* (paratype MNHNCu-08.001572), **C-ii** *Palaina quadrasi* (paratype MNHNCu-08.001574), **D-iv** *Melanella randulphii* (paratype MNHNCu-08.001578).




FIGURE 7. **A** *Chondropoma ernesti quiñonesi* (paratype MNHNCu-08.000412), **B** *Chondropoma ernesti unguiculatum* (paratype MNHNCu-08.000411), **C** *Chondropoma ernesti hortensiae* (paratype MNHNCu-08.000410), **D-ii** *Chondropoma pfeifferanum haasi* (paratype MNHNCu-08.000019), **E** *Chondropoma solidulum banesense* (paratype MNHNCu-08.000409), **F** *Chondropoma solidulum isabelae* (paratype MNHNCu-08.000408), **G-i** *Lyrodes coronatus bermudezi* (paratype MNHNCu-08.000970), **H** *Annularisca haylerae* (holotype MNHNCu-08.000166).




FIGURE 8. **A** *Chondrothyrium violaceum jaumei* (paratype MNHNCu-08.000415), **B** *Chondrothyrium crenimargo fuentesi* (paratype MNHNCu-08.000407), **C** *Diploma (Subannularia) mucaralense* (holotype MNHNCu-08.000165), **D** *Kisslingia hinchensis* (paratype MNHNCu-08.000934), **E-iii** *Licina cayemitensis* (paratype MNHNCu-08.000938), **F** *Opistosiphon caguanense* (paratype MNHNCu-08.000414), **G-ii** *Parachondrisca umbricola cayemitensis* (paratype MNHNCu-08.000936), **H** *Rhytidopoma isabelae* (paratype MNHNCu-08.000413), **I** *Rhytidothyra jacobsoni* (paratype MNHNCu-08.000933), **J-i** *Troschelvindex miragoanensis* (paratype MNHNCu-08.000937).




FIGURE 9. **A** *Obeliscus diegoi* (holotype MNHNCu-08.000169), **B** *Arangia humboldtiana* (holotype MNHNCu-08.000167), **C** *Cochlodinella pinera* (holotype MNHNCu-08.000159), **D** *Cochlodinella pirata* (holotype MNHNCu-08.000160), **E** *Carcinostemma silvai* (holotype MNHNCu-08.000168).




FIGURE 10. **A-i** *Cerion rehderi* (paratype MNHNCu-08.000416), **B-ii** *Cerion turnerae* (paratype MNHNCu-08.000417), **C-iii** *Cerion stroutii* (syntype MNHNCu-08.001417).



FIGURE 11. **A** *Liocallonia torrebartschi* (holotype MNHNCu-08.000161), **B** *Tetrentodon jaumei* (holotype MNHNCu-08.000162), **C** *Urocoptis cuestai* (syntype MNHNCu-08.000425), **D-ii** *Urocoptis fortiuscula* (paratype MNHNCu-08.000427), **E** *Urocoptis sinistra* (paratype MNHNCu-08.000423), **F-i** *Urocoptis mellita* (paratype MNHNCu-08.001456).

ACKNOWLEDGEMENTS. I thank to Rufford Foundation (Ref. 15700-1; 19062-2) and Ideal Wild for providing financial support for camera and lens.

#### REFERENCES

- Bouchet, P. and J. Rocroi. 2017. Revised classification, nomenclator and typification of gastropod and monoplacophoran families. *Malacologia* 61(1-2): 1-526
- Breure A. and J. Ablett. 2011. Annotated type catalogue of the Amphibulimidae (Mollusca, Gastropoda, Orthalicoidea) in the Natural History Museum, London. *ZooKeys* 138: 1-52.
- Espinosa, J. & J. Ortea. 1999. Moluscos terrestres del archipiélago cubano. *Avicennia* Suplemento 2: 1-137.
- Espinosa, J. & J. Ortea. 2009. *Moluscos terrestres de Cuba*. Spartacus Foundation y Sociedad Cubana de Zoología 191 pp.
- Hernández, M., L. Alvarez-Lajonchere Ponce de León, D. Martínez Borrego, D. Maceira Filguera, A. Fernández Velázquez and J. Espinosa Sáez. 2017. Moluscos terrestres y dulceacuícolas. Pp. 168-195. En: Diversidad biológica de Cuba: métodos de inventario, monitoreo y colecciones biológicas (C. A. Mancina y D. D. Cruz, Eds.). Editorial AMA, La Habana, 502 pp.
- Herrera-Uria, J. and J. Espinosa. 2015. Los tipos primarios de la colección malacológica histórica "Miguel L. Jaume" depositados en el Museo Nacional de Historia Natural de Cuba. *Solenodon* 12: 151-160.
- Herrera-Uria, J. and J. Espinosa. 2016. Colección histórica malacológica "Pastor Alayo Dalmau" del Museo Nacional de Historia Natural de Cuba. *Poeyana* 503: 24-29.
- Herrera-Uria, J. , E. Aranda, E. Gutiérrez, R. Rojas, O. Garrido, G. Alayón and L. Díaz. 2015. Type specimens housed in the National Museum of Natural History of Cuba. *Solenodon* 12: 84-123.
- ICZN. 1999. *International Code of Zoological Nomenclature, International Trust for Zoological Nomenclature and British Museum (Natural History)*. London, 126 pp.
- Kabat A. and K. Boss. 1992. An indexed catalogue of publications on molluscan type specimens. *Occasional papers on mollusks* 5(69): 157.



**Appendix 1.** List of all taxa of mollusks types in the MNHN collection.**Apéndice 1.** Lista de todos los taxones de moluscos tipos en la colección del MNHN

- aedilii* Torre, 1953-135  
*alfredoi* Franke & Fernández, 2007-36  
*banesense* Aguayo, 1944-32  
*bermudezi* Aguayo, 1947-34  
*caguanense* Torre & Bartsch, 1942-33  
*caraballoi* Espinosa, Herrera-Uria & Ortea, 2017-34  
*cathaiana* (Möllendorff, 1899)-34  
*cayemitensis* (Bartsch, 1946)-33  
*cienfuegoensis* Aguayo & Jaume, 1958-33  
*cimarron* Espinosa *et al.*, 2016-35  
*citrinella* (Möllendorff, 1893)-31  
*clenchi* Aguayo & Jaume, 1958-30  
*corrali* Palmer, 1933-37  
*cubensis* Douvillé, 1926-37  
*cubana* Mullerried, 1951-37  
*cuestai* (Torre, 1929)-36  
*dalii* Ortea *et al.*, 2004-34  
*diegensis* Oldroyd, 1921-34  
*diegoi* Espinosa, Herrera-Uria & Ortea, 2017-34  
*ecarinata* Aguayo & Jaume, 1957-29  
*fortiuscula* Torre, 1912-36  
*fuentesi* Alcalde, 1943-33  
*globulina* Möllendorff, 1898-31  
*haasi* Aguayo & Jaume, 1953-32  
*haylerae* Espinosa, Herrera-Uria & Ortea, 2017-32  
*hinchensis* Bartsch, 1946-33  
*hortensiae* Aguayo, 1943-32  
*humboldtiana* Espinosa, Herrera-Uria & Ortea, 2017-35  
*isabelae* Aguayo, 1943-33  
*isabelae* Aguayo & Jaume, 1953-33  
*jacobsoni* Alcalde, 1948-34  
*jaumei* Alcalde, 1943-33  
*jaumei* Aguayo & Jaume, 1957-31  
*jaumei* Alcalde, 1945-32  
*jaumei* Herrera-Uria & Espinosa, 2016b-36  
*lopeztrigo* Palmer, 1933-37  
*maisiana* Aguayo & Jaume, 1957-30  
*mellita* Torre, 1932-36  
*miragoanensis* Bartsch, 1946-34  
*morongensis* Möllendorff, 1890-31  
*mucaralense* Espinosa, Herrera-Uria & Ortea, 2017-33  
*mucronata* Martens, 1876-35  
*neebiana* (Peiffer, 1862)-29  
*parvulum* Alcalde, 1945-32  
*pilsbryi* Aguayo & Jaume, 1957-31  
*pinera* Herrera-Uria *et al.*, 2016-36  
*pirata* Herrera-Uria *et al.*, 2016-36  
*poeyana* Espinosa, Herrera-Uria & Ortea, 2017-29  
*porosa* Aguayo & Jaume, 1957-29  
*purioensis* Aguayo & Jaume, 1958-31  
*quadrasi* (Möllendorff, 1887)-32  
*quiñonesi* Aguayo, 1943-32  
*ramsdeni* Aguayo & Jaume, 1957-35  
*randulphii* Vanatta, 1899-34  
*rehderi* Clench & Aguayo, 1952-35  
*rubrocincta* Aguayo y Jaume, 1957-31  
*silvai* Espinosa, Herrera-Uria & Ortea 2017-36  
*sinistra* Torre, 1928-37  
*solida* (Kobelt, 1902)-31  
*stroutii* (Maynard and Clapp, 1920) -35  
*subangulata* Aguayo & Jaume, 1958-31  
*thierryi* Espinosa, Herrera-Uria & Ortea, 2017-35  
*torrebartschi* Herrera-Uria & Espinosa, 2016b-36  
*trachelostropha* Möllendorff, 1890-32  
*tumidula* Aguayo & Jaume, 1957-31  
*turnerae* Clench & Aguayo, 1952-35  
*unguiculatum* Aguayo, 1943-32  
*wabashensis* Hinkley, 1908-34